



USER MANUAL

HAIR SONIC

Please read the manual before use. After reading it, please store it in a place where it can be founded at any time.

The product is produced for the beauty purpose. This is prohibited by the law for use and sale of medical purpose.

The product is made on the assumption that you use on healthy skin. In case, you have the skin trouble because you used the product on your skin that's been treated by a doctor, you are responsible for this.

HAIR SONIC-ENG-201601P




Manufacturer: Promax Co., Ltd.
Seller: Anymi Co., Ltd.

Service center: 02 839 2011 (Ext. 900)

TITLE	PAGE
Safety precautions	3
Components	5
Preparation before use	5
Name of parts	6
How to use	7
Precautions for storage	9
FAQ	9
A/S and Warranty Card	10
Product Specification	11

[purpose of use]

This equipment cleans the debris in the pores that is not cleaned only by shampoo via ultrasonic vibration. In addition, it helps the solution work more efficient via to massage the scalp and the hair to be shined.



Symbols that ensures safe use and the types used. The marks or cautions are written here to ensure the safe and correct use of the product, which aims to prevent damages made to the person using the product, or other persons. Also, matters that require attention provide the details of wrongful use according to the seriousness of the damages, which are divided into two types including "Warning" or "Caution".

● Regarding the types of symbols and marks used



Beware of high temperature

This symbol indicates details that require warning and caution.



Must be abided by

This symbol indicates details that must be actions that are forced or instructed.



Prohibiting dismantling, remodeling and repairing

This symbol calls on actions that are prohibited.



Warning

Symptoms include losing eyesight, scars, and burns from high temperatures, burns from low temperatures, electric shocks, fractures and additions. Also, there are treatments that might require long period of treatment as an inpatient.



Caution

Indicates the physical damages that might occur if wrongfully used. Treatments required include scars, burns and electric shocks that need long period of treatment as an inpatient.

● Regarding warning signs



Hair Sonic must only be used for personal skincare purpose, and shall not be used for other purposes.



Do not place the main body inside the water or use it near by the water. Do not store in a place of high temperature and high humidity or a place with lots of dusts.



Do not remove power sources when your hands are wet. There is a high risk of electric shocks.



If there is an occurrence of malfunction, you must remove a plug from a power.



Do not dismantle, remodel and repair.

● For precautions



Please use the adapter for charging and charging cord securely.
(Do not bend by force or plug out by twisting. It may cause a malfunction.)



(Do not give an impact to the product.)



Do not drop the device into the water or use it near by the water.
Do not store in a place of high temperature and high humidity or a place with lots of dusts.

● Regarding day-to-day management



Caution

- Make sure to wash the old, set stains from time to time.
- Please store the device after use by wiping off the water.
- For safety reasons, do not place the socket area of the main body inside the water. It can be reasons of malfunction due to water.
- Make sure the power cord is not touched by a child's hand or placed inside a child mouth.



Prohibition

- Do not use benzene, thinner, etc. when handling the main body. The plastic areas have the risk of changing colors.
- If the main body or probe case gets dirty, wipe it off with alcohol (ethanol) on a soft cloth.
- Please keep out of reach of children.

● People should not be used or site



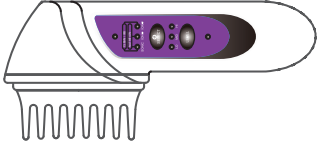
Prohibition

- Please stop using the device if you have under the conditions as below.
- 1) A person who has metal in the human body or using pacemaker
 - 2) A pregnant woman or breastfeeding, a person with infectious disease, a person with acute disease
 - 3) An area of inflammation due to too much sun tanning or a wounded area with scar
 - 4) A person who has vasodilation of the hair root due to long period of using steroid hormones or the malfunction in cancer

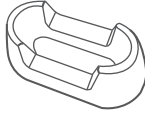
※ Please refrain from using and consult with a physician if you have other concerns about using the product or found disorders in the body.

● Names of components

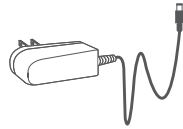
1. MAIN BODY



2. HOLDER



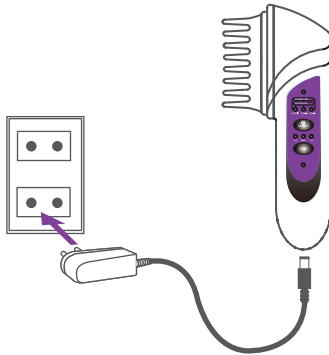
3. ADAPTER (Micro 5pin)



● Precautions before use

1. Please plug the adapter into the charging socket on the bottom of the device.
2. Plug the power cord of the charging adapter into an electrical outlet.
(Power plug may vary by country)
3. When it is done charging, the charge lamp changes from red to green.

※ Please make sure to charge when you first use.



● Name for each part

Operating lamp ●

When contacted on the scalp and if it operates normally, the red lamp lights up.

SELECT(POWER) button ●

Press once ultrasound, Ⓡion Mode, Vibration(ON)
Press twice ultrasound, Ⓡion Mode, Vibration(OFF)
Press three times to turn off the power.

Ultrasonic head ●

LEVEL BUTTON (HI,MID,LOW) ●

Set 'Low' for the sensitive skin

Charging lamp ●

If charging is required, the color of the lamp is lit in red.

Charging socket

Please use micro 5 pin adapter for a smart phone

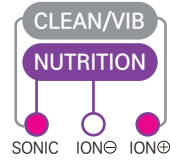
Operating ground plane

Please make sure to hold the ground plane with your hand to use the device



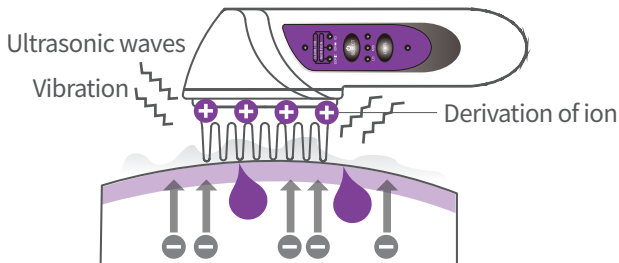
● CLEAN/VIB (Ultrasonic cleansing mode)

1. Gently wash your hair
2. Make enough shampoo foam and apply it to the scalp
3. If you press the select button once, ultrasonic and ion plus will be selected.
4. Select LO/MID/HI with Level button
5. Slowly massage the scalp just like combing the hair.
Please smear functional shampoo on the scalp.
6. Do shampoo. Rinse the entire scalp
(Be careful not to let water get into the charging socket part)
7. If you do not use the device for one minute, the power turns off automatically.



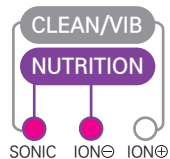
“ Triple effect ; Ultrasonic vibration, Derivation of ion, Vibration ”

- With the effects of ultrasonic waves of 1 million per second and vibration, the dirt like sebum inside the pore of the scalp can be washed off by just dropping a drop of shampoo and beating on it to be cleaned.
- Sending plus ion currents to wash off the dirt in the scalp associated with sebum.
- Ensuring a clean scalp with ultrasonic waves and vibration massages.

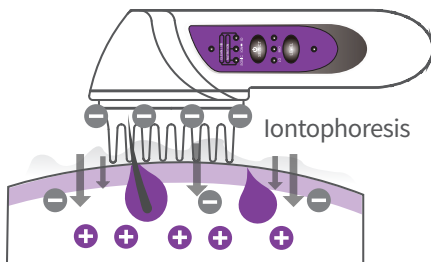


● NUTRITION (Iontophoresis)


1. Wash off the water with a towel after shampooing.
2. Spray the hair growth promoter and hair growth solution to the scalp.
3. Press on the select button 2 times to choose ultrasonic waves and ion (-).
4. Select the level (LO, MID, HI) with the level button.
5. Slowly move across the scalp to wash off the whole scalp as if massaging it.
6. Wash off the whole scalp.
7. If you do not use the device for one minute, the power turns off automatically.



“ Maximize hair growth stimulant effects via iontophoresis ”
 (-) Ions supply the active ingredients (hair growth, hair growth stimulant) to penetrate into the scalp.



TIP. Do not immerse the device in the water.
 Please be sure the cover the charging sockets on the bottom of the device with protective cap tightly and careful not to let any water in this area, it may cause a malfunction.



● Precautions Storage

1. Please store the device after use by wiping off the water.
2. Do not use a hair dryer or dryer to make the device dried.
3. Please avoid the places such as humidity or direct sunlight to keep the device.



Frequently asked Question

- Q. The power does not come on even if I press the select button/ Malfunction is caused.
A. It is possible that it has not been charged. Please charge it.
- Q. The device with power on has no effect even after it touched the skin.
A. It is possible the head of the device is not touched on the scalp properly.
A. It is possible that the ground on the back was not in touch. Please grab the ground on the back properly.
- Q. Can it be used overseas?
A. Our adapter have been supplied is between 100V ~ 240V FREE VOLTAGE, it can be used if you find the appropriate gender for the outlet in your country.



- ▶ We guarantee to the responsibility for the faults occurred under normal conditions of use.
- In the case of repair, please contact the seller.
- When you need the repair the device, please present the warranty card.
(If you do not provide a warranty card, you may be charged for the repair)
- This warranty card will not be reissued.
- The repair costs will be incurred when the repair is needed from due to the negligence of the customer.

Customer name	
Address	
Contact number	
Name of seller	
Purchase year month work	
Failure and repair history	

▶ Warranty information

1. The warranty period is one year from the date of purchase.
2. Only in the malfunction occurred in normal use we will have a warranty.
3. When the repair is needed, the customer pays the shipping costs.
4. If the following will not be included in the content of the guarantee.
 - ① When there is no information of date of purchase and the name of seller
 - ② Fire, flood, accident or breakdown due to natural disasters
 - ③ Use or malfunction caused by negligence is not written in the instruction manual
 - ④ Repair or alteration from a place other than the manufacturer
After the warranty period or malfunction other than the above information in the manual

※ When you give out or sell this product to someone else, please make sure to give this product's manual with.

● Product Specification

This is an industrial product.

MODEL	HAIR SONIC
Manufacturing No.	Otherwise indicated
Manufacturing Date	Otherwise indicated
Weight (body)	185g
Packing unit	1 set
Written year and month	[Enactment] 2015.11

 MSIP-REM-PM4-Hairsonic